

**HOLDING OF SPECIFIED SECURITIES (SHARE HOLDING PATTERN)**  
(As per Regulation 31(1)(b) of SEBI (LODR) Regulations, 2015)

Annexure - I

1 Name of Listed Entity : INDIA MOTOR PARTS & ACCESSORIES LTD

2 Scrip Code / Name of Scrip / Class  
of security : IMPAL / Equity

3 Share Holding Pattern Filed under : Reg.31(1)(b) Quarter Ending as on 31.03.2017

4 **Declaration:** The Listed entity is required to submit the following declaration to the extent of submission of information:-

| Particulars :-  | Remarks |
|---|---------|
| 1 Whether the Listed Entity has issued any partly paid up shares ?                        | No      |
| 2 Whether the Listed Entity has issued any convertible securities or Warrants ?           | No      |
| 3 Whether the Listed Entity has any shares against which depository receipts are issued ? | No      |
| 4 Whether the Listed Entity has any shares in locked -in ?                                | No      |
| 5 Whether any shares held by promoters are pledge or otherwise encumbered ?               | No      |




Table I - Summary Statement holding of specified securities

| Category of shareholder (II)   | Nos. of shareholders (III) | No. of fully paid up equity shares held (IV) | No. of partly paid-up equity shares held (V) | No. of shares underlying Depository Receipts (VI) | Total nos. shares held (VII) = (IV)+(V)+(VI) | Shareholding as a % of total no. of shares (calculated as per SCRR, 1957) (VIII) As a % of (A+B+C2) | Number of voting rights held in each class of securities (IX) |             |                |                         | No of shares Underlying Outstanding convertible securities (including Warrants) (X) | Shareholding, as a % assuming full conversion of convertible securities (as a % of diluted share capital) (XI) = (VII)+(X) As a % of (A+B+C2) | Number of Locked in shares (XII) |                                 | Number of shares pledged or otherwise encumbered (XII) | Number of equity shares held in dematerialized form (XIV) |                |
|--------------------------------|----------------------------|--|--|---|--|---|---|-------------|----------------|-------------------------|---|---|----------------------------------|---------------------------------|--|---|----------------|
|                                |                            |  |  |   |  |   | Class eg: X   | Class eg: Y | total          | Total as a % of (A+B+C) |   |   | No. (a)                          | As a % of total shares held (b) |  |   | No. (a)        |
|                                |                            |  |  |   |  |   |   |             |                |                         |   |   |                                  |                                 |  |   |                |
|                                |                            |  |  |   |  |   |   |             |                |                         |   |   |                                  |                                 |  |   |                |
|                                |                            |  |  |   |  |   |   |             |                |                         |   |   |                                  |                                 |  |   |                |
| Promoter & Promoter Group      | 34                         | 2555446                                      | 0  | 0   | 2555446                                      | 30.72   | 2555446   | 0           | 2555446        | 30.72                   | 0   | 0   | 0                                | 0                               | NA   |   | 2555446        |
| Public                         | 7278                       | 5764129                                      | 0  | 0   | 5764129                                      | 69.28   | 5764129   | 0           | 5764129        | 69.28                   | 0   | 0   | 0                                | 0                               | NA   |   | 4921069        |
| Non Promoter - Non Public      | 0                          | 0  | 0  | 0   | 0  | 0   | 0   | 0           | 0              | 0.00                    | 0   | 0   | 0                                | 0                               | NA   |   | 0              |
| Shares underlying DRs          | -                          | -  | -  | -   | NA   | -   | -   | -           | -              | -                       | -   | -   | -                                | -                               | NA   |   | -              |
| Shares held by Employee Trusts | -                          | -  | -  | -   | -  | -   | -   | -           | -              | -                       | -   | -   | -                                | -                               | NA   |   | -              |
| <b>Total</b>                   | <b>7312</b>                | <b>8319575</b>                               | <b>0</b>                                     | <b>0</b>  | <b>8319575</b>                               | <b>100.00</b>   | <b>8319575</b>  | <b>0</b>    | <b>8319575</b> | <b>100.00</b>           | <b>0</b>  | <b>0</b>  | <b>0</b>                         | <b>0</b>                        | <b>0</b>   |   | <b>7476515</b> |






Table II - Statement showing shareholding pattern of the Promoter and Promoter Group


| Category & Name of the Shareholders (I) | No. of Shareholder (III) | No. of fully paid up equity shares held (IV) | Partly paid up equity shares held (V) | Nos. of shares underlying Depository Receipts (VI) | Total nos. Shares held (VII= IV+V+VI) | Shareholding % calculated as per SCRR 1957 As a % of (A+B+C2) (VIII) | Number of Voting Rights held in each class of securities (IX) |         |        | No of Shares underlying Outstanding convertible securities (including Warrants) (X) | Shareholding, as a % assuming full conversion of convertible securities (as a percentage of diluted share capital) (XI) = (VII)+(X) as a % of A+B+C2) | Number of Locked in shares (XII) |                                 | Number of shares pledged or otherwise encumbered (XIII) |                                 | Number of equity shares held in dematerialized form (XIV) |
|---|--------------------------|--|---------------------------------------|--|---------------------------------------|--|---|---------|--------|---|---|----------------------------------|---------------------------------|---|---------------------------------|---|
|   |                          |  |                                       |  |                                       |  | Class X   | Class Y | Total  |   |   | No. (a)                          | As a % of total shares held (b) | No. (a)   | As a % of total shares held (b) |   |
| I Indian                                |                          |  |                                       |  |                                       |  |   |         |        |   |   |                                  |                                 |   |                                 |   |
| (a) Undivided Family                    | 25                       | 620702                                       |                                       |  | 620702                                | 7.46   | 620702  |         | 620702 | 7.46  |   |                                  |                                 |   |                                 | 620702  |
| 1 S RAM                                 | 1                        | 122618                                       | -                                     | -  | 122618                                | 1.47   | 122618  | -       | 122618 | 1.47  | -   | -                                | -                               | -   | -                               | 122618  |
| 2 SRIKANTH RAMANUJAM .                  | 1                        | 102558                                       | -                                     | -  | 102558                                | 1.23   | 102558  | -       | 102558 | 1.23  | -   | -                                | -                               | -   | -                               | 102558  |
| 3 ARJUN RANGARAJAN .                    | 1                        | 48874  | -                                     | -  | 48874                                 | 0.59   | 48874   | -       | 48874  | 0.59  | -   | -                                | -                               | -   | -                               | 48874   |
| 4 NIVEDITA RAM .                        | 1                        | 46514  | -                                     | -  | 46514                                 | 0.56   | 46514   | -       | 46514  | 0.56  | -   | -                                | -                               | -   | -                               | 46514   |
| 5 GITA RAM .                            | 1                        | 46096  | -                                     | -  | 46096                                 | 0.55   | 46096   | -       | 46096  | 0.55  | -   | -                                | -                               | -   | -                               | 46096   |
| 6 S. VIJI .                             | 1                        | 45564  | -                                     | -  | 45564                                 | 0.55   | 45564   | -       | 45564  | 0.55  | -   | -                                | -                               | -   | -                               | 45564   |
| 7 CHITRA VIJI .                         | 1                        | 34504  | -                                     | -  | 34504                                 | 0.41   | 34504   | -       | 34504  | 0.41  | -   | -                                | -                               | -   | -                               | 34504   |
| 8 SRIRAM VIJI .                         | 1                        | 32516  | -                                     | -  | 32516                                 | 0.39   | 32516   | -       | 32516  | 0.39  | -   | -                                | -                               | -   | -                               | 32516   |



|     | Category & Name of the Shareholders (I)       | No. of Shareholder (III) | No. of fully paid up equity shares held (IV) | Partly paid up equity shares held (V) | Nos. of shares underlying Depository Receipts (VI) | Total nos. Shares held (VII= IV+V+VI) | Shareholding % calculated as per SCRR 1957 As a % of (A+B+C2) (VIII) | Number of Voting Rights held in each class of securities (IX) |   |       | No of Shares underlying Outstanding convertible securities (including Warrants) (X) | Shareholding, as a % assuming full conversion of convertible securities (as a percentage of diluted share capital) (XI) = (VII)+(X) as a % of A+B+C2) | Number of Locked in shares (XII) | Number of shares pledged or otherwise encumbered (XIII) | Number of equity shares held in dematerialized form (XIV) |       |
|-----|---|--------------------------|--|---------------------------------------|--|---------------------------------------|--|---|---|-------|---|---|----------------------------------|---|---|-------|
| 9   | SRIVATS RAM .                                 | 1                        | 29144  | -                                     | -  | 29144                                 | 0.35   | 29144   | - | 29144 | 0.35  | -   | -                                | -   | -   | 29144 |
| 10  | HARSHA VIJI .                                 | 1                        | 28514  | -                                     | -  | 28514                                 | 0.34   | 28514   | - | 28514 | 0.34  | -   | -                                | -   | -   | 28514 |
| 11  | S. RAM .                                      | 1                        | 19900  | -                                     | -  | 19900                                 | 0.24   | 19900   | - | 19900 | 0.24  | -   | -                                | -   | -   | 19900 |
| 12  | PREMA RAMNUJAM .                              | 1                        | 19084  | -                                     | -  | 19084                                 | 0.23   | 19084   | - | 19084 | 0.23  | -   | -                                | -   | -   | 19084 |
| 13  | DAYA AMBIRAJAN .                              | 1                        | 8688   | -                                     | -  | 8688                                  | 0.10   | 8688  | - | 8688  | 0.10  | -   | -                                | -   | -   | 8688  |
| 14  | VIJAYA RANGARAJAN .                           | 1                        | 7288   | -                                     | -  | 7288                                  | 0.09   | 7288  | - | 7288  | 0.09  | -   | -                                | -   | -   | 7288  |
| 15  | ANUPAMA LAKSHMI RANGARAJAN .                  | 1                        | 6640   | -                                     | -  | 6640                                  | 0.08   | 6640  | - | 6640  | 0.08  | -   | -                                | -   | -   | 6640  |
| 16  | SUMANTH RAMANUJAM                             | 1                        | 4504   | -                                     | -  | 4504                                  | 0.05   | 4504  | - | 4504  | 0.05  | -   | -                                | -   | -   | 4504  |
| 17  | ADITYA S RAMANUJAM                            | 1                        | 4212   | -                                     | -  | 4212                                  | 0.05   | 4212  | - | 4212  | 0.05  | -   | -                                | -   | -   | 4212  |
| 18  | RUPA SRIKANTH .                               | 1                        | 3600   | -                                     | -  | 3600                                  | 0.04   | 3600  | - | 3600  | 0.04  | -   | -                                | -   | -   | 3600  |
| 19  | ARUNA SANKARANARAYANAN .                      | 1                        | 2492   | -                                     | -  | 2492                                  | 0.03   | 2492  | - | 2492  | 0.03  | -   | -                                | -   | -   | 2492  |
| 20  | R. RAMANUJAM .                                | 1                        | 2344   | -                                     | -  | 2344                                  | 0.03   | 2344  | - | 2344  | 0.03  | -   | -                                | -   | -   | 2344  |
| 21  | S. VIJI (HUF) .                               | 1                        | 1760   | -                                     | -  | 1760                                  | 0.02   | 1760  | - | 1760  | 0.02  | -   | -                                | -   | -   | 1760  |
| 22  | DEEPA RAMAPRASAD TULSI S. RAMANUJAM (MINOR) . | 1                        | 1200   | -                                     | -  | 1200                                  | 0.01   | 1200  | - | 1200  | 0.01  | -   | -                                | -   | -   | 1200  |
| 23  | SANJANA TARA RAMANUJAM                        | 1                        | 800  | -                                     | -  | 800                                   | 0.01   | 800   | - | 800   | 0.01  | -   | -                                | -   | -   | 800   |
| 24  | SRIVATS RAM (HUF) .                           | 1                        | 488  | -                                     | -  | 488                                   | 0.01   | 488   | - | 488   | 0.01  | -   | -                                | -   | -   | 488   |
| (b) | Central Government / State Governments        | -                        | -  | -                                     | -  | -                                     | -  | -   | - | -     | -   | -   | -                                | -   | -   | -     |
| (c) | Financial Institutions / Banks                | -                        | -  | -                                     | -  | -                                     | -  | -   | - | -     | -   | -   | -                                | -   | -   | -     |



| Category & Name of the Shareholders (I)      | No. of Shareholder (III) | No. of fully paid up equity shares held (IV) | Partly paid up equity shares held (V) | Nos. of shares underlying Depository Receipts (VI) | Total Shares held (VII=IV+V+VI) | Shareholding % calculated as per SCRR 1957 As a % of (A+B+C2) (VIII) | Number of Voting Rights held in each class of securities (IX) |          |                | No of Shares underlying Outstanding convertible securities (including Warrants) (X) | Shareholding, as a % assuming full conversion of convertible securities (as a percentage of diluted share capital) (XI) = (VII)+(X) as a % of A+B+C2 | Number of Locked in shares (XII) | Number of shares pledged or otherwise encumbered (XIII) | Number of equity shares held in dematerialized form (XIV) |          |                |
|--|--------------------------|--|---------------------------------------|--|---------------------------------|--|---|----------|----------------|---|--|----------------------------------|---|---|----------|----------------|
|  |                          |  |                                       |  |                                 |  |   |          |                |   |  |                                  |   |   |          |                |
| (d) Any other (specify)                      |                          |  |                                       |  |                                 |  |   |          |                |   |  |                                  |   |   |          |                |
| Bodies Corporate :-                          | 8                        | 1933432                                      |                                       |  | 1933432                         | 23.24  | 1933432   |          | 1933432        | 23.24   |  |                                  |   |   |          | 1933432        |
| 1 T V SUNDRAM IYENGAR & SONS PRIVATE LIMITED | 1                        | 1819432                                      | -                                     | -  | 1819432                         | 21.87  | 1819432   | -        | 1819432        | 21.87   | -  | -                                | -   | -   | -        | 1819432        |
| 2 SILVER OAK HOLDINGS PRIVATE LIMITED        | 1                        | 56000  | -                                     | -  | 56000                           | 0.67   | 56000   | -        | 56000          | 0.67  | -  | -                                | -   | -   | -        | 56000          |
| 3 RAGHUVAMSA HOLDINGS PRIVATE LIMITED        | 1                        | 32000  | -                                     | -  | 32000                           | 0.38   | 32000   | -        | 32000          | 0.38  | -  | -                                | -   | -   | -        | 32000          |
| 4 ALLEGRO HOLDINGS PRIVATE LIMITED           | 1                        | 8000   | -                                     | -  | 8000                            | 0.10   | 8000  | -        | 8000           | 0.10  | -  | -                                | -   | -   | -        | 8000           |
| 5 PADMALAKSHMI HOLDINGS PRIVATE LIMITED      | 1                        | 6000   | -                                     | -  | 6000                            | 0.07   | 6000  | -        | 6000           | 0.07  | -  | -                                | -   | -   | -        | 6000           |
| 6 MAHAM HOLDINGS PRIVATE LIMITED             | 1                        | 4000   | -                                     | -  | 4000                            | 0.05   | 4000  | -        | 4000           | 0.05  | -  | -                                | -   | -   | -        | 4000           |
| 7 REVATHI HOLDINGS PRIVATE LIMITED           | 1                        | 4000   | -                                     | -  | 4000                            | 0.05   | 4000  | -        | 4000           | 0.05  | -  | -                                | -   | -   | -        | 4000           |
| 8 ROHINI HOLDINGS PRIVATE LIMITED            | 1                        | 4000   | -                                     | -  | 4000                            | 0.05   | 4000  | -        | 4000           | 0.05  | -  | -                                | -   | -   | -        | 4000           |
| <b>Sub total (A) (1)</b>                     | <b>33</b>                | <b>2554134</b>                               | <b>0</b>                              | <b>0</b>   | <b>2554134</b>                  | <b>30.70</b>   | <b>2554134</b>  | <b>0</b> | <b>2554134</b> | <b>30.70</b>  | <b>0</b>   | <b>0</b>                         | <b>0</b>  | <b>0</b>  | <b>0</b> | <b>2554134</b> |



| Category & Name of the Shareholders (I)                                      | No. of Shareholder (III) | No. of fully paid up equity shares held (IV) | Partly paid up equity shares held (V) | Nos. of shares underlying Depository Receipts (VI) | Total Shares held (VII=IV+V+VI) | Shareholding % calculated as per SCRR 1957 As a % of (A+B+C2) (VIII) | Number of Voting Rights held in each class of securities (IX) |          |                | No of Shares underlying Outstanding convertible securities (including Warrants) (X) | Shareholding, as a % assuming full conversion of convertible securities (as a percentage of diluted share capital) (XI) = (VII)+(X) as a % of A+B+C2) | Number of Locked in shares (XII) |          | Number of shares pledged or otherwise encumbered (XIII) |          | Number of equity shares held in dematerialized form (XIV) |                |
|--|--------------------------|--|---------------------------------------|--|---------------------------------|--|---|----------|----------------|---|---|----------------------------------|----------|---|----------|---|----------------|
| II Foreign   |                          |  |                                       |  |                                 |  |   |          |                |   |   |                                  |          |   |          |   |                |
| (a) Individuals ( NRI / Foreign Individuals)                                 |                          |  |                                       |  |                                 |  |   |          |                |   |   |                                  |          |   |          |   |                |
| 1 ANANTH RAMANUJAM   | 1                        | 1312   | -                                     | -  | 1312                            | 0.02   | 1312  | -        | 1312           | 0.02  | -   | -                                | -        | -   | -        | -   | 1312           |
| (b) Government   | -                        | -  | -                                     | -  | -                               | -  | -   | -        | -              | -   | -   | -                                | -        | -   | -        | -   | -              |
| (c) Institutions   | -                        | -  | -                                     | -  | -                               | -  | -   | -        | -              | -   | -   | -                                | -        | -   | -        | -   | -              |
| (d) Foreign Portfolio Investor   | -                        | -  | -                                     | -  | -                               | -  | -   | -        | -              | -   | -   | -                                | -        | -   | -        | -   | -              |
| (e) Any other (specify)  | -                        | -  | -                                     | -  | -                               | -  | -   | -        | -              | -   | -   | -                                | -        | -   | -        | -   | -              |
| <b>Sub-total (A) (2)</b>   | <b>1</b>                 | <b>1312</b>                                  | <b>0</b>                              | <b>0</b>   | <b>1312</b>                     | <b>0.02</b>  | <b>1312</b>   | <b>0</b> | <b>1312</b>    | <b>0.016</b>  | <b>0</b>  | <b>0</b>                         | <b>0</b> | <b>0</b>  | <b>0</b> | <b>0</b>  | <b>1312</b>    |
| <b>Total Shareholding of Promoter and Promoter Group (A) = (A)(1)+(A)(2)</b> | <b>34</b>                | <b>2555446</b>                               | <b>0</b>                              | <b>0</b>   | <b>2555446</b>                  | <b>30.72</b>   | <b>2555446</b>  | <b>0</b> | <b>2555446</b> | <b>30.72</b>  | <b>0</b>  | <b>0</b>                         | <b>0</b> | <b>0</b>  | <b>0</b> | <b>0</b>  | <b>2555446</b> |

Details of shares which remain unclaimed may be given here along with details such as number of shareholders, outstanding shares held in demat / Unclaimed suspense A/c, voting rights are frozen etc..






Table III- Statement showing shareholding pattern of the Public shareholder

| Category & Name of the Shareholders (I)                                       | No. of Shareholder (III) | No. of fully paid up equity shares held (IV) | Partly paid up equity shares held (V) | Nos. of shares underlying Depository Receipts (VI) | Total nos. Shares held (VII=IV+V+VI) | Shareholding % calculated as per SCRR 1957 As a % of (A+B+C2) (VIII) | Number of Voting Rights held in each class of securities (IX) |         |        | No of Shares underlying Outstanding convertible securities (including Warrants) (X) | Total Shareholding, as a % assuming full conversion of convertible securities (as a percentage of diluted share capital) (XI) = (VII)+(X) as a % of A+B+C2) | Number of Locked in shares (XII) |                                 | Number of shares pledged or otherwise encumbered (XIII) | Number of equity shares held in dematerialized form (XIV) |
|---|--------------------------|--|---------------------------------------|--|--------------------------------------|--|---|---------|--------|---|---|----------------------------------|---------------------------------|---|---|
|   |                          |  |                                       |  |                                      |  | Class X   | Class Y | Total  |   |   | No. (a)                          | As a % of total shares held (b) |   |   |
| I Institutions  |                          |  |                                       |  |                                      |  |   |         |        |   |   |                                  |                                 |   |   |
| (a) Mutual Funds  | -                        | -  | -                                     | -  | -                                    | -  | -   | -       | -      | -   | -   | -                                | -                               | NA  | -   |
| (b) Venture capital Funds   | -                        | -  | -                                     | -  | -                                    | -  | -   | -       | -      | -   | -   | -                                | -                               | NA  | -   |
| (c) Alternate Investment Funds  | -                        | -  | -                                     | -  | -                                    | -  | -   | -       | -      | -   | -   | -                                | -                               | NA  | -   |
| (d) Foreign Ventures Capital Investors  | -                        | -  | -                                     | -  | -                                    | -  | -   | -       | -      | -   | -   | -                                | -                               | NA  | -   |
| (e) Foreign Portfolio Investors:-   | 5                        | 699642                                       |                                       |  | 699642                               | 8.41   | 699642  |         | 699642 | 8.41  |   |                                  |                                 |   | 699642  |
| PARI WASHINGTON COMPANY PVT. LTD. A/C PARI WASHINGTON INDIA MASTER FUND, LTD. | 1                        | 373605                                       | -                                     | -  | 373605                               | 4.49   | 373605  | -       | 373605 | 4.49  | -   | -                                | -                               | NA  | -   |
| EAST SAIL   | 1                        | 317529                                       | -                                     | -  | 317529                               | 3.82   | 317529  | -       | 317529 | 3.82  | -   | -                                | -                               | NA  | -   |
| Holding below 1%  | 3                        | 8508   | -                                     | -  | 8508                                 | 0.10   | 8508  | -       | 8508   | 0.10  | -   | -                                | -                               | NA  | -   |
| (f) Financial Institutions / Banks  | -                        | -  | -                                     | -  | -                                    | -  | -   | -       | -      | -   | -   | -                                | -                               | NA  | -   |



|     |  |          |               |          |          |               |             |               |          |               |             |          |          |          |          |          |          |               |
|-----|--|----------|---------------|----------|----------|---------------|-------------|---------------|----------|---------------|-------------|----------|----------|----------|----------|----------|----------|---------------|
| (g) | Insurance Companies  | -        | -             | -        | -        | -             | -           | -             | -        | -             | -           | -        | -        | -        | -        | NA       | -        | -             |
| (h) | Provident Funds / Pension funds  | -        | -             | -        | -        | -             | -           | -             | -        | -             | -           | -        | -        | -        | -        | NA       | -        | -             |
| (i) | Any other ( Specify)   |          |               |          |          |               |             |               |          |               |             |          |          |          |          | NA       |          |               |
|     | <b>Sub Total (B) (1)</b>   | <b>5</b> | <b>699642</b> |          |          | <b>699642</b> | <b>8.41</b> | <b>699642</b> | <b>0</b> | <b>699642</b> | <b>8.41</b> | <b>0</b> | <b>0</b> | <b>0</b> | <b>0</b> | <b>0</b> | <b>0</b> | <b>699642</b> |
| 2   | Central Government / State Government(s) / President of India                              | -        | -             | -        | -        | -             | -           | -             | -        | -             | -           | -        | -        | -        | -        | -        | -        | -             |
|     | <b>Sub total (B) (2)</b>   | <b>0</b> | <b>0</b>      | <b>0</b> | <b>0</b> | <b>0</b>      | <b>0.00</b> | <b>0</b>      | <b>0</b> | <b>0</b>      | <b>0</b>    | <b>0</b> | <b>0</b> | <b>0</b> | <b>0</b> | <b>0</b> | <b>0</b> | <b>0</b>      |
| 3   | Non Institutions :-  | 7155     | 3376377       | -        | -        | 3376377       | 40.58       | 3376377       | -        | 3376377       | 40.58       | -        | -        | -        | -        | NA       | -        | 2540053       |
| (a) | i. Individuals - i. Individual shareholders holding nominal share capital up to Rs.2 lakhs | 7141     | 2917132       | -        | -        | 2917132       | 35.06       | 2917132       | -        | 2917132       | 35.06       | -        | -        | -        | -        | NA       | -        | 2202648       |
|     | ii. Individual shareholders holding nominal share capital in excess of Rs.2 lakhs :-       | 14       | 459245        | -        | -        | 459245        | 5.52        | 459245        | -        | 459245        | 5.52        | -        | -        | -        | -        | NA       | -        | 337405        |
| (b) | NBFCs registered with RBI :-   |          |               |          |          |               |             |               |          |               |             |          |          |          |          |          |          |               |
|     | Holding Morethan 1%  |          |               |          |          |               |             |               |          |               |             |          |          |          |          |          |          |               |
|     | SUNDARAM FINANCE LIMITED   | 1        | 1540784       | -        | -        | 1540784       | 18.52       | 1540784       | -        | 1540784       | 18.52       | -        | -        | -        | -        | NA       | -        | 1540784       |
|     | Holding below 1%   | 4        | 4980          | -        | -        | 4980          | 0.06        | 4980          | -        | 4980          | 0.06        | -        | -        | -        | -        | NA       | -        | 4980          |
| (c) | Employee Trusts  | -        | -             | -        | -        | -             | -           | -             | -        | -             | -           | -        | -        | -        | -        | NA       | -        | -             |
| (d) | Overseas Depositories (holding DRs) (balancing figure)                                     | -        | -             | -        | -        | -             | -           | -             | -        | -             | -           | -        | -        | -        | -        | NA       | -        | -             |





|   |             |                |          |          |                |              |                |          |                |                |          |          |          |          |          |          |                |
|---|-------------|----------------|----------|----------|----------------|--------------|----------------|----------|----------------|----------------|----------|----------|----------|----------|----------|----------|----------------|
| (e) Any other (Specify)   | 113         | 142346         |          |          | 142346         | 1.71         | 142346         |          | 142346         | 1.71           |          |          |          |          |          |          | 135610         |
| i Body corporate:-  |             |                |          |          |                |              |                |          |                |                |          |          |          |          |          |          |                |
| Holding below 1%  | 86          | 115036         | -        | -        | 115036         | 1.38         | 115036         | -        | 115036         | 1.38           |          |          |          |          | NA       |          | 108300         |
| ii Clearing Members   | 23          | 1112           | -        | -        | 1112           | 0.01         | 1112           | -        | 1112           | 0.01           | -        | -        | -        | -        | NA       | -        | 1112           |
| iii Trusts  | 3           | 620            | -        | -        | 620            | 0.01         | 620            | -        | 620            | 0.01           | -        | -        | -        | -        | NA       | -        | 620            |
| iv India Motor Parts & Accessories Ltd - Unclaimed Securities Demat Suspense Account  | 1           | 25578          | -        | -        | 25578          | 0.31         | 25578          | -        | 25578          | 0.31           | -        | -        | -        | -        | NA       | -        | 25578          |
| <b>Sub Total (B)(3)</b>   | <b>7273</b> | <b>5064487</b> | <b>0</b> | <b>0</b> | <b>5064487</b> | <b>60.87</b> | <b>5064487</b> | <b>0</b> | <b>5064487</b> | <b>60.8743</b> | <b>0</b> | <b>0</b> | <b>0</b> | <b>0</b> | <b>0</b> | <b>0</b> | <b>4221427</b> |
| <b>Total Public Shareholding (B) = (B)(1)+(B)(2)+(B)(3)</b>   | <b>7278</b> | <b>5764129</b> | <b>0</b> | <b>0</b> | <b>5764129</b> | <b>69.28</b> | <b>5764129</b> | <b>0</b> | <b>5764129</b> | <b>69.2839</b> | <b>0</b> | <b>0</b> | <b>0</b> | <b>0</b> | <b>0</b> | <b>0</b> | <b>4921069</b> |
| Details of the shareholders acting as persons in Concert including their Shareholding (No. and %)   |             |                |          |          |                |              |                |          |                |                |          |          |          |          |          |          |                |
| Details of Shares which remain unclaimed may be given here along with details such as number of shareholders, outstanding shares held in demat/Unclaimed suspense account, voting rights which are frozen etc.. |             |                |          |          |                |              |                |          |                |                |          |          |          |          |          |          |                |



